

COVID-19 Vaccines for Wisconsin Residents

Updated: 4/11/2021

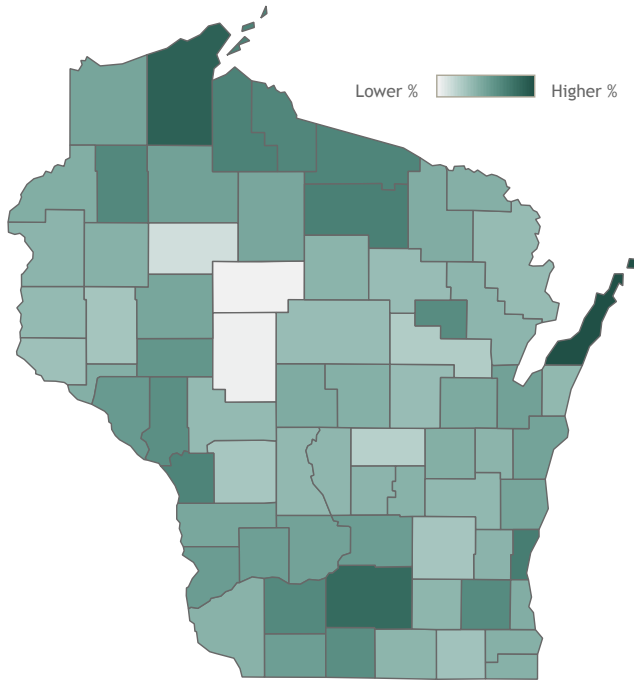
HERC region data

See data for:

- Residents who have received at least one dose
- Residents who have completed the vaccine series

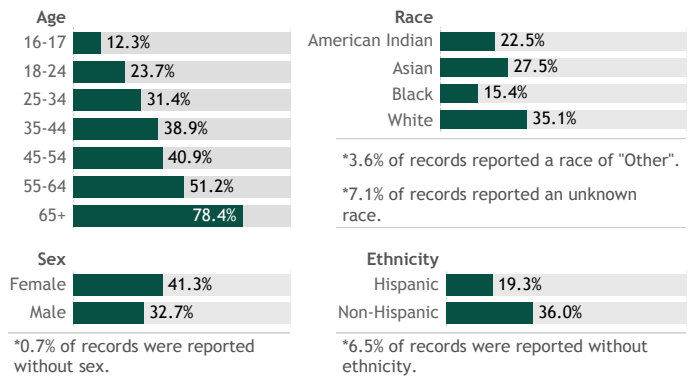
Percent of Wisconsin residents who have received at least one dose by county

Click a county to filter data



Percent of Wisconsin residents who have received at least one dose

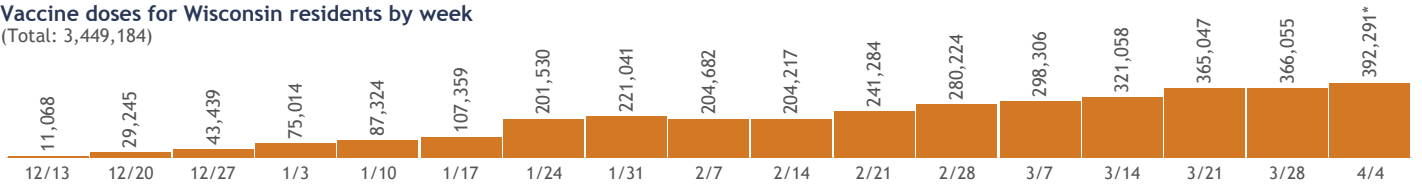
The **orange** represents the population for whom the vaccine is authorized. The **gray** indicates the population under 16 years of age for whom the vaccines are not authorized.



[View more data on racial and ethnic disparities in Wisconsin](#)

Vaccine doses for Wisconsin residents by week

(Total: 3,449,184)



*Current week may be incomplete.